Locating Grease Zerks Fittings on the front end of
2000 - Current 4x4 NBS Tahoe/Suburban/Yukon's

Starting from the outside working in (follow the white arrows):

Upper ball joint and outer tie rod (passenger side shown, looking at the vehicle from the front)
Same locations on the driver's side.



Lower ball joint (driver's side shown—looking from under the truck towards the wheel).
Same location on passenger side.



Center link (passenger side shown) Same location on driver's side.



Idler arm (looking under the skid plate from the driver's side).
The one on top of the idler arm is easiest to lube with a 90 degree zerk replacement or a grease gun fitting that can grease the zerk at 90 degrees.



Pitman arm (looking under the skid-plate from the passenger side)



There are a total of 11 zerks in the front end… Make sure you get them all!